

# FS-380 Series – Compact Flow Switch for High Inline Pressures

**Flow Rate Settings:** 0.15 GPM to 2.00 GPM  
**Port Size:** Multiple  
**Primary Construction Material:** Brass or Stainless Steel  
**Setting Type:** Fixed

These rugged inline flow switches require 100 micron filtration and are less susceptible to clogging than other high-pressure inline flow switches. The one-piece magnetic PPS composite piston makes the FS-380 ideal for high-pressure applications such as industrial cleaning equipment. The FS-380 is also an excellent choice for semicon cooling applications where simple design and reliable operation are required.

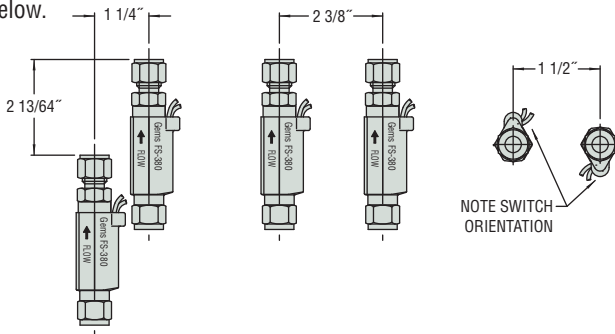
## Specifications

<b>Wetted Materials</b>	
<b>Housing</b>	Brass or 316 Stainless Steel
<b>Piston</b>	PPS Composite, Epoxy
<b>Spring</b>	316 Stainless Steel
<b>O-Ring</b>	Fluorocarbon
<b>Operating Pressure, Maximum</b>	1500 PSI (107 bar); 500 PSI (34 bar) for 1/2" Barb Models
<b>Operating Temperature</b>	-20°F to +275°F (-28.8°C to +135°C)
<b>Set Point Accuracy</b>	±20% Maximum
<b>Set Point Differential</b>	20% Maximum
<b>Switch*</b>	SPST, 20VA, N.O. at no Flow
<b>Electrical Termination</b>	No. 22 AWG, 24" to 26" Polymeric leads

\*See "Electrical Data" on Page X-5 for more information.

## Spacing

To prevent sensor to sensor magnetic field interference, follow the spacing guidelines below.



## How To Order – Standard Models


Specify Part Number based on flow settings.

Flow Settings GPM <sup>1</sup>	Brass		Stainless Steel			
	1/2" NPT Male	3/8" NPT Male	3/8" NPT Male	1/4" Compression	3/8" Compression	1/2" Barb
0.15	—	181130 ⚡	193482 ⚡	259118	212136	239693
0.25	192562 ⚡	168432 ⚡	179992 ⚡	259119	177592 ⚡	239692
0.50	192563	168433 ⚡	179993 ⚡	259121	177593	239691
1.00	192564 ⚡	168434 ⚡	179994 ⚡	259122	177594 ⚡	239690
1.50	192566	168435	179995 ⚡	—	177595 ⚡	239689
2.00	192567	178353 ⚡	179996	—	225525	239688

⚡ – Stock Items.

Note:

- Flow settings are calibrated using water @ 70°F on increasing flow with units in horizontal position. Consult factory for other fluid compatibility.

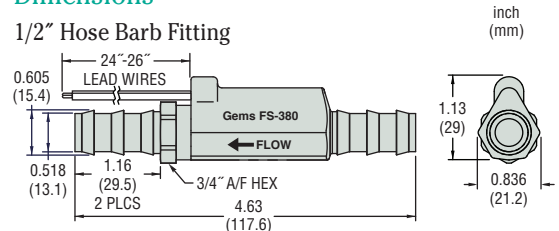


U.L. Recognized  
File No. E31926

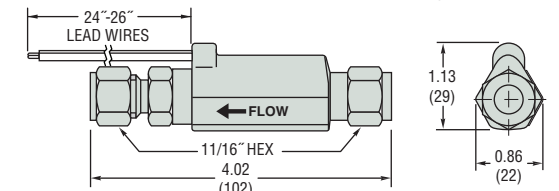


## Dimensions

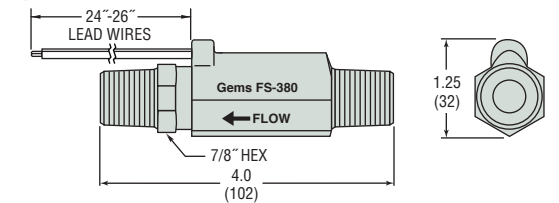
### 1/2" Hose Barb Fitting



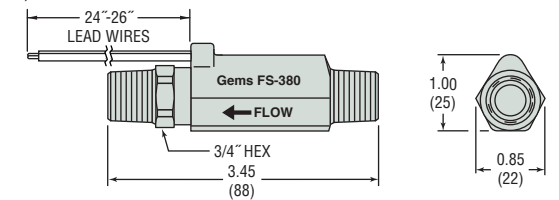
### 1/4" and 3/8" Tube End Compression Fitting



### 1/2" NPT Ports



### 3/8" NPT Ports



## Pressure Drop – Typical

