

FS-200 Series – General Purpose, Straight-Through Flow Path



Flow Rate Settings: Fixed: 0.5 GPM to 100.0 GPM
Adjustable: 1.0 GPM to 15.0 GPM

Port Size: 1" NPT to 2" NPT

Primary Construction Material: Bronze or Stainless Steel

Setting Type: Fixed or Adjustable

The FS-200 Series offers accurate flow detection, with 1% repeatability, over a broad range of flow settings and port sizes. Its durable construction delivers long-life reliability in either water or oil. Generous flow paths keep pressure drop low. These switches are ideal for detection of improper flow rates in high volume lubrication, cooling or process systems.


FS-200 Adjustable Series switches offer the same accuracy and are as rugged as those with fixed settings, but provide one additional feature: external adjustability. With these versatile switches your choice of flow settings is diverse within a given range. An ordinary, flat-blade screwdriver is all that's required for the actuation adjustment.

Specifications

Wetted Materials	
Housing	
FS-200	Bronze or 316 Stainless Steel
FS-200 Adjustable	Bronze
Shuttle	Teflon®
Bonnet	Bronze or Stainless Steel
Spring	316 Stainless Steel
Other Wetted Parts	Viton®, Ceramic
Pressure Rating	
Operating	400 PSIG (27.6 bar) @ 100°F (37.8°C)
Proof	800 PSIG (55.2 bar) @ 100°F (37.8°C)
Operating Temperature	
FS-200	-20°F to +300°F (-29°C to +148.9°C)
FS-200 Adjustable	-20°F to +200°F (-29°C to +93.3°C)
Repeatability	1% Maximum Deviation
Set Point Accuracy	±10%
Set Point Differential	15% Maximum
Switch*	SPDT, 20 VA
Electrical Termination	No. 18 AWG, 24" L., Polymeric Lead Wires Red NC, Black Common, Orange NO


* See "Electrical Data" on Page X-5 for more information.

FS-200 Series



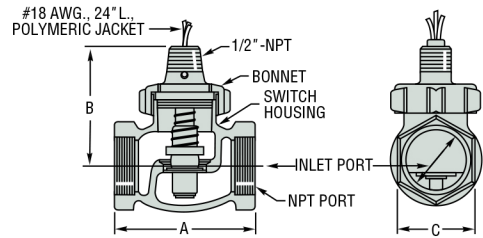
U.L. Recognized
File No. E31926
CSA Listed —
File No. LR30200
and LR22666
FM Approved —
File No. 0A8A3.AE
and 1H3A2.AX

FS-200 Adjustable



U.L. Recognized
File No. E31926
CSA Listed —
File No. LR22666
FM Approved —
File No. 0Q2A8.AE

Dimensions



Model	Port Size NPT	A inch (mm)	B inch (mm)	C Hex inch (mm)
FS-200 and FS-200 Adjustable	1"	3-1/4 (82.6)	3 (76.2)	1-25/32 (45.2)
	1-1/4"	4 (101.6)	3-3/16 (80.9)	2-3/16 (55.5)
	1-1/4" ss	4-1/2 (114.3)	3-3/16 (80.9)	2-3/16 (55.5)
	1-1/2"	4-1/2 (114.3)	3-1/2 (88.9)	2-1/2 (63.5)
	2"	5-3/8 (136.5)	4 (101.6)	3-3/32 (78.5)

Notes:

- Adjustable versions available in 1 inch port sizes only.
- Standard calibration is in water with units in a horizontal position.
- Viscosity changes will affect setpoints. Typically, as viscosity increases setpoints will decrease.
- Consult Gems for special applications.

How To Order – Standard Models

Specify Part Number for the FS-200 Series based on desired housing material, port size and flow setting, or based on flow setting range for FS-200 Adjustable versions.

FS-200 Series

Port Size NPT	Flow Setting GPM	Part Numbers		Port Size NPT	Flow Setting GPM	Part Numbers	
		Bronze	Stainless Steel			Bronze	Stainless Steel
1"	0.5	27051	27059	1-1/2"	1.5	27085	27093
	1	27052	27060		3	27086	27094
	2	27053	27061		5	27087	27095
	3	27054	27062		7.5	27088	27096
	4	27055	27063		10	27089	27097
	5	27056	27064		15	27090	27098
	6	27057	27065		20	27091	27099
	8	27058	27066		30	27092	27100
1-1/4"	1	27067	27076	2"	2	27101	27109
	2	27068	27077		4	27102	27110
	4	27069	27078		5	27103	27111
	6	27070	27079		10	27104	27112
	8	27071	27080		15	27105	27113
	10	27072	27081		25	27106	27114
	12	27073	27082		35	27107	27115
	16	27074	27083		50	27108	27116
20	27075	27084					

FS-200 Adjustable

Port Size NPT	Flow Setting Adjustment Range GPM	Part Numbers
1"	1.0-6.0	26615
	5.0-15.0	26616
	2.0-8.0	26838

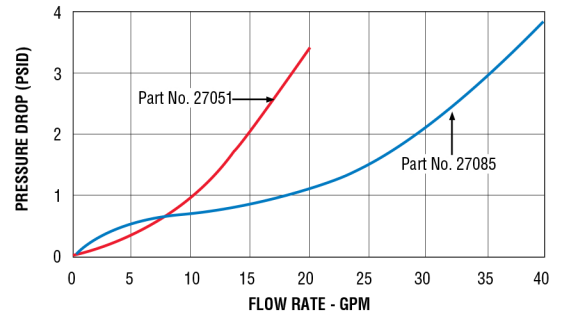
Notes:

- Flow settings for fixed versions are calibrated using water at +70°F on increasing flow, with units in a horizontal position (lead wires up). Consult factory regarding special flow setting calibration, or liquids other than water. Temperature changes will slightly affect the flow settings listed. Oil flow settings will vary with viscosity.
- Adjustable units that are set to customer specification are subject to GEMS test stand accuracy.
- Use of 150 micron filtration is recommended.
- Minimum 5 PSI line pressure required.

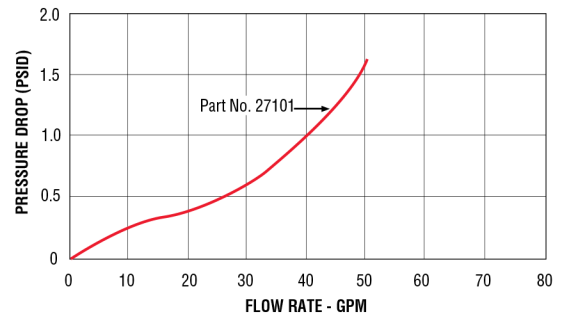
⚡ – Stock Items.

Pressure Drop - Typical

1" NPT and 1-1/2" NPT Ports



2" NPT Ports



Tests conducted with units in horizontal position (lead wires up) with water at +70°F (21°C).

FS-200 Series Flow Switches are U.L. Approved for Class I, Division 2, Groups A, B, C, D hazardous areas.



They are also available with FM-approved, explosion-proof junction box for Class I, Division 1, Group D hazardous locations. Units must be completely assembled at GEMS. U.L. Approved — File No. E183854

For Remote Alarms – See Page E-30

- Adjustable Volume
- Indoor Outdoor
- Solid-State

