

Pressure Gauge Accessories

Instrument Grade Needle Valves

Type 910.11

WIKA Datasheet 910.11

Applications

- Intended to isolate the pressure gauge from the measured fluid or to provide a means of throttling or dampening pressure pulsation.

Special Features

- **Pressure Rating**
Hard seat models 10,000 psi
Soft seat models 6,000 psi
- **Operating Temperature**
Media: max. 200°F (+93°C)
min. 0°F (-18°C)
- **Flow Rate**
Hard seat models Max. C_v .52
Soft seat models Max. C_v .83

Standard Features

Valve Body

12L14 carbon steel, nickel plated, or 316 SS, electropolished

Bonnet

12L14 carbon steel or 316 SS

Valve Stem

316 SS (hard chromed on hard seat models)

Handle

12L14 carbon steel or 316 SS

Handle Bolt

12L14 carbon steel or 18-8 SS



Instrument Grade Needle Valve Model 910.11

Stem Seals

Viton O-ring with PTFE back-up ring

Stem Seal Lock (soft seat model)

12L14 carbon steel or 316 SS

Stem Seat (soft seat model)

Delrin

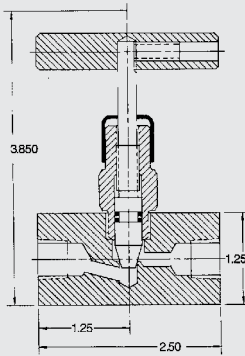
Orifice Size

0.187" (4.75 mm)

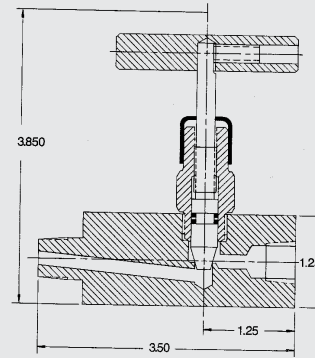
Order Options

Panel mounting bracket

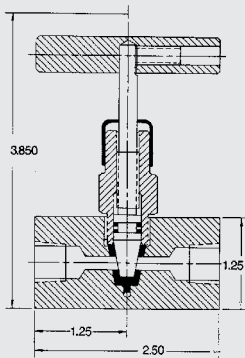
**Hard Seat
Female - Female**



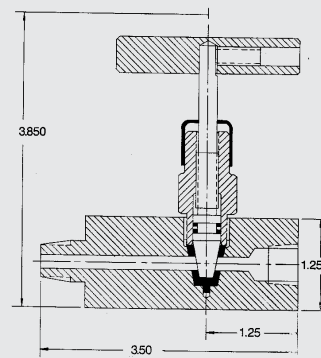
**Hard Seat
Male - Female**



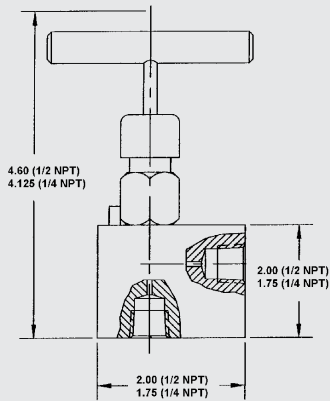
**Soft Seat
Female - Female**



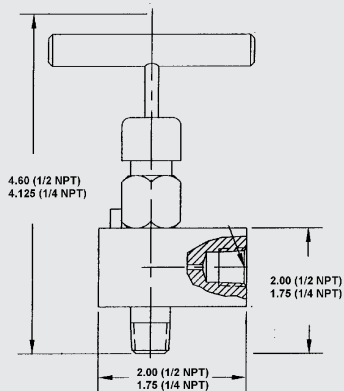
**Soft Seat
Male - Female**



**Hard Seat
Female - Female
Angle Valve**



**Hard Seat
Male - Female
Angle Valve**



Ordering Information:

State computer part number (if available) / model number / size / range / connection size and location / options required.

Specifications given in this price list represent the state of engineering at the time of printing. Modifications may take place and the specified materials may change without prior notice



WIKA Instrument Corporation
 1000 Wiegand Boulevard
 Lawrenceville, GA 30043-5868
 Tel: 888-WIKA-USA • 770-513-8200
 Fax: 770-338-5118
 E-Mail: info@wika.com
 www.wika.com