

**ACCESSORIES**

side mounting brackets	top mounting bracket		assembly kit	G1/4 exhaust silencer		key locking device
34307017	34307016	34307015	34307005	34600002	34600407	34303050

dia. 50 mm pressure gauge - G1/8			mounting on pipe		mounting with brackets	
			set of 2 connecting flanges		set of 2 connecting flanges + 2 adapters	
0-4 bar	0-12 bar	0-16 bar	G 1 1/4	G 1 1/2	G 1 1/4	G 1 1/2
34200061	34200062	34200997	34307014	34307018	34307065	34307066

**■ SIDE MOUNTING BRACKETS**

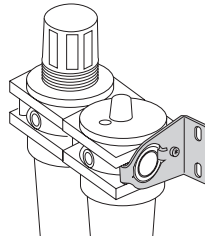
Side mounting brackets are for surface mounting of any of the air treatment components, i.e. isolation valve, filter, regulator, filter/regulator, lubricator, shut-off valve and soft-start unit, and 0,01 µm filter systems.

For G 1 1/4 and G 1 1/2 versions, use the set of flanges **34307065 - 34307066** (see following page for flange assembly).

**CONSTRUCTION**

Brackets : steel  
Retaining screws : steel

Weight of brackets: 0,365 kg



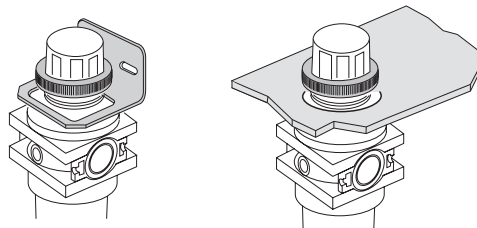
**■ TOP MOUNTING BRACKET**

The top mounting ring and bracket fit the filter/regulator and regulator. These accessories enable surface mounting of the components. The mounting ring can be used separately for panel mounting of a regulator.

**CONSTRUCTION**

Bracket : steel  
Ring : aluminium alloy

Weight: 0,4 kg



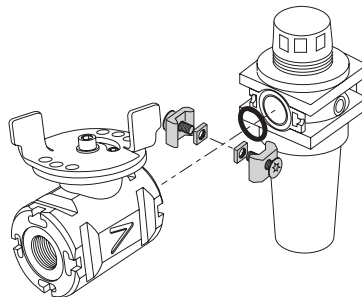
**■ TWO-PART ASSEMBLY KIT**

This kit enables assembly of two components of the same range.

**COMPOSITION**

- 2 assembly yoke
- 1 intercomponent seal

Weight: 0,02 kg



00299GB-2016/R02  
Availability, design and specifications are subject to change without notice. All rights reserved.

■ **KEY LOCK**

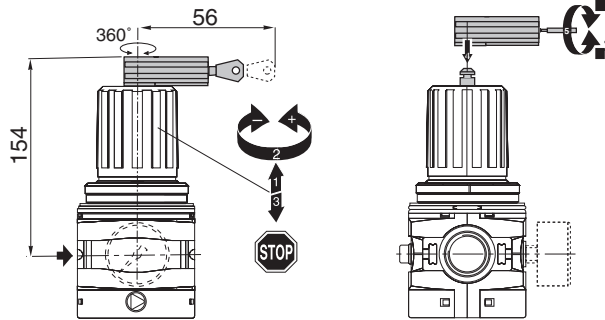
This accessory is used to lock the adjustment knob to prevent inadvertent adjustment of operating pressure. It can be fitted to regulators, filters/regulators, and shut-off valve and soft-start units.

**CONSTRUCTION**

Plastic lock body rotatable through 360°

Supplied with two 2 Euro Locks no. 801 keys

Weight: 0,017 kg



■ **PRESSURE GAUGE**

G1/8 rear centre connection

Fits all versions of regulators and filters/regulators

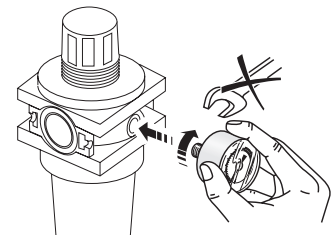
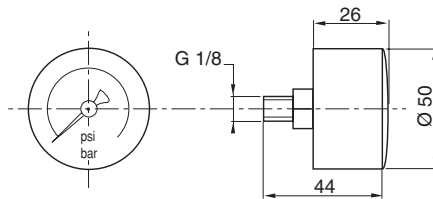
**OVERALL SPECIFICATION**

PORTS : G 1/8 tapered

DIAMETER : 50 mm

GRADUATIONS : bar and psi

Weight: 0,07 kg



Manuel installation recommended. Make sure other unused ports are sealed off on installation.

■ **CONNECTING FLANGE FOR G1 1/4 AND G1 1/2 VERSIONS**

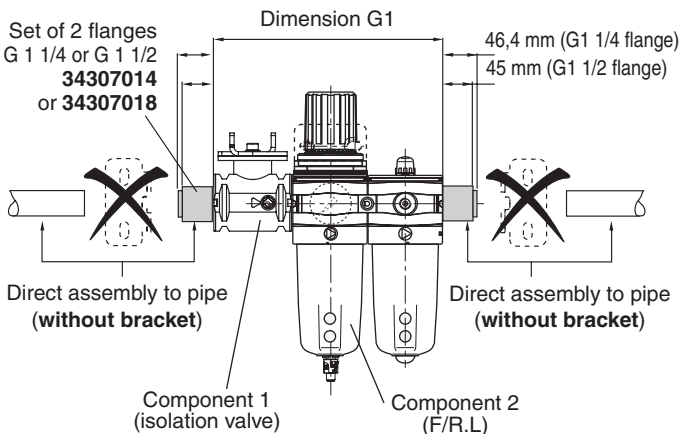
The G 1 ¼ and G 1 ½ versions are each supplied with 2 connecting flanges, one for each end of the Modulair unit.

To assembly several components together, select G 1 components and provide for 1 set of G 1 ¼ or G 1 ½ flanges. The components are directly mounted to the pipe with or without the brackets. The overall dimensions are those of the G 1 version plus the dimensions of the two flanges.

Weight of flanges: 0,55 kg

**Direct mounting on pipe**

Modulair 160 unit



**Mounting with side brackets**

Modulair 160 unit

